STUDENT NEWSLETTER



Minzhen Cai has been with William and Mary at the Applied Research Center for over 4 years. During her time here she studied graphene and carbon related materials. However, the weekend of August 10th she will be making the 20-hour drive to Minneapolis, Minnesota to begin a new adventure in life. Her husband has recently received a job in Minneapolis and Minzhen plans to look for a research position at one of the local colleges. She will truly be missed by everyone here at William and Mary but we all wish her luck in her new adventure.

Brandt Robertson and **David Specht** are pictured working on the Hitachi 4700 Field-Emission Scanning Electron Microscope (FESEM). Their purpose was to look at specially gold coated algae samples at an extremely high magnification to see how the coating layer is distributed on the samples.

April Falconor and **Nia Shipman** from Norfolk State University visited the lab to look at gold nanoparticles to determine their size and distribution. The nanoparticles were used in connection with research on prostate cancer detection.



Nick Moore and **Dr. Patrick M. Boland** are pictured posing by the Dektak 3 ST Surface Profiler. Dr. Boland is a Research Scientist for the Old Dominion University College of Engineering and Technology. His research includes the simulation and fabrication of hybrid inorganic/organic nanostructured tandem solar cells.

Dr. Michael Kelly treated the employees of William and Mary to a pizza lunch. The lunch was given in honor of **Michelle Bailey** who is moving to Maryland, Virginia to continue her education in the Chemistry PhD program at George Washington University. Michelle has worked at the ARC for a total of 4 years.



Ellie Radue and **Lei Wang were** working on the Panalytical X-Ray Diffraction Machine (XRD) to test their samples of vanadium oxide film on a titanium oxide substrate.